

ELITE INDOOR/OUTDOOR

Controller 24 Vac

DESCRIPTION

ELITE is a new and unique controller 4-6-8-10 stations based on independent zone setting.

Each station has independent of start times, durations and frequencies and FERTILIZER settings.

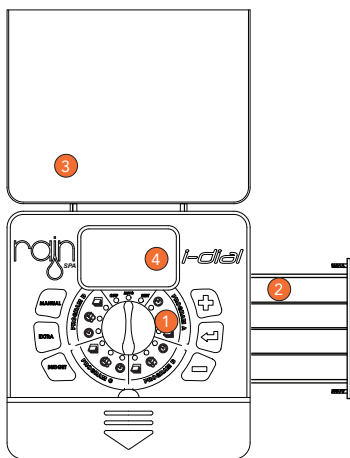
If activated the FERTILIZER function generates an extra output for managing the fertilizing system.

It works on a percentage (from 0% to 90%) of the duration set on each zone.

Each station has 4 start times linked to an independent duration and an independent frequency.

TECHNICAL CHARACTERISTICS

- 4-6-8-10 stations
- Indoor & Outdoor version
- 24 Vac version. Transformer included & 2 x 1.5V AA cells for back up memory (not included)
- Independent program for each station
- 4 start times per each station
- Run Time from 1 to 240 minutes
- Fertilizer Output from 0% to 90% with 10% steps
- Watering Cycles per each station : from 4 per day, up to 1 every 15 days
- Next Start Time Visualization
- Water Budgeting Function. From 10% to 200%
- Rain Sensor Inlet, programmable per each station
- Freeze-Program Function (OFF)
- Wide backlit LCD display
- Low Battery Function
- Permanent Memory. It saves programs also when without power




1. NEW PROGRAMING METOD



2. BATTERY COMPARTMENT



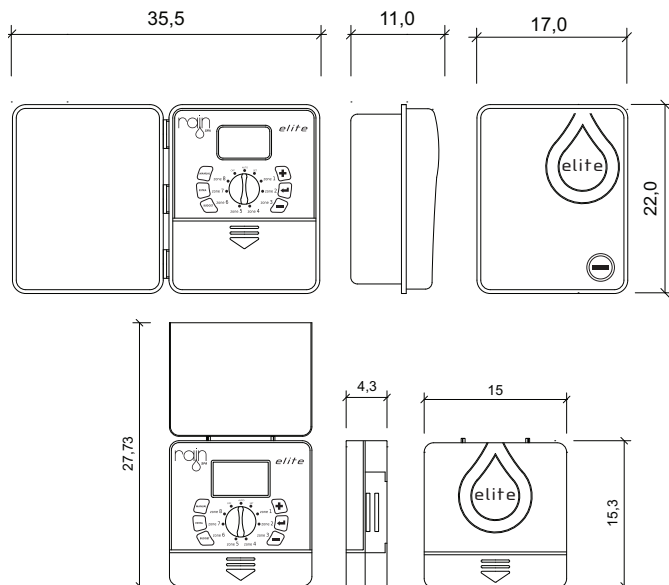
3. COVER



4. 3" BACK LIGHT LCD SCREEN



Code	Models	Box Qt.y	Box - cm
200.4580410	ELITE 4 ZONES 24 VAC INDOOR	5	30x26x22
200.4580610	ELITE 6 ZONES 24 VAC INDOOR	5	30x26x22
200.4580810	ELITE 8 ZONES 24 VAC INDOOR	5	30x26x22
200.4581010	ELITE 10 ZONES 24 VAC INDOOR	5	30x26x22
200.4583410	ELITE 4 ZONES 24 VAC OUTDOOR	4	36x33x32
200.4583610	ELITE 6 ZONES 24 VAC OUTDOOR	4	36x33x32
200.4583810	ELITE 8 ZONES 24 VAC OUTDOOR	4	36x33x32
200.4583110	ELITE 10 ZONES 24 VAC OUTDOOR	4	36x33x32



OUTDOOR VERSION

